



NH COLLECTION

HOTELS



NH MEETINGS
inspire. create. enjoy.



NH COLLECTION

AMSTERDAM • GRAND HOTEL
KRASNAPOLSKY

HOTEL LOCATION

The hotel is located in the heart of Amsterdam's characteristic historical centre with a view of the Royal Palace. Trendsetting shopping streets are around the corner, as well as museums like Anne Frank House and the Rijksmuseum. Amsterdam Central Station is at seven minutes walking distance, and bus and tram stops are just around the corner.



Station Amsterdam Central
0,7 km / 10 min
Amsterdam Schiphol Airport
15 km / 30 min
Bus stop
0,1 km / 1 min

Dam 9
1012 JS Amsterdam
The Netherlands
T. +31 (0)85 902 2300
nhcollection.groups.nl@nh-hotels.com
www.nh-hotels.com/hotel/nh-collection-amsterdam-grand-hotel-krasnapolsky

451 Rooms

- 17 Superior Individual Rooms
- 124 Superior Rooms
- 6 Superior Rooms with view
- 194 Premium Rooms
- 6 Premium Rooms XL
- 16 Premium Rooms with view
- 6 Premium Rooms XL with view
- 9 Premium Rooms with view & terrace
- 10 Premium Triple Rooms
- 8 Family Rooms
- 6 Suites
- 12 Suites with view
- 1 Royal Suite
- 1 Presidential Suite
- 35 Apartments

Hotel facilities

- Dry cleaning service
- Ironing and laundry service
- Indoor parking (paid)
- Valet parking (daytime)
- Free newspaper
- Fitness
- Bicycle rental
- Facilities for the disabled
- Concierge services

Room facilities

- Recently renovated rooms
- Mattresses exclusively designed for NH Collection
- Choice of pillows
- Individually-controlled air conditioning
- 24/7 in-room dining
- Free wireless internet access
- Nespresso coffee machines
- Mini bar
- Exclusive amenity line
- Professional hairdryer
- International power adapters

Food & drinks

- Grand Café Krasnapolsky
- Sumptuous breakfast buffet in iconic monumental Winter Garden
- Bar The Tailor
- 'Early bird' breakfast
- Restaurant The White Room by Jacob Jan Boerma

Meetings & events

- 17 meeting rooms
- Capacity for up to 2,000 people
- Monumental Winter Garden
- State of the art AV facilities
- Special banqueting menu by 3* Michelin chef Jacob Jan Boerma










FUNCTION ROOMS AND THEIR CAPACITIES

FUNCTION ROOM NAME	HEIGHT (m)	AREA (m ²)	Cocktail	Square	Dinner	Classroom	Theatre	U-shape	Cabaret	Daylight
Grand Ballroom	7,5	510	600	50	320	346	700	90	320	<input type="checkbox"/>
The Winter Garden	13	462	600	-	320	-	-	-	-	<input checked="" type="checkbox"/>
The Winter Garden + Emerald Rooms	13	677	750	-	490	-	-	-	-	<input checked="" type="checkbox"/>
The Winter Garden + GrandBallroom + Emerald Rooms	-	1187	1500	-	840	-	-	-	-	<input checked="" type="checkbox"/>
Opal I	4	131	100	20	80	60	165	30	48	<input checked="" type="checkbox"/>
Opal II	4	181	150	30	120	110	220	42	96	<input checked="" type="checkbox"/>
Opal I + II	4	312	250	50	200	200	440	75	200	<input checked="" type="checkbox"/>
Emerald I	4	71	60	18	50	27	81	24	32	<input checked="" type="checkbox"/>
Emerald II	4	71	60	18	50	27	81	24	32	<input checked="" type="checkbox"/>
Emerald III	4	71	60	18	50	27	81	24	32	<input checked="" type="checkbox"/>
Emerald I + II / II + III	4	142	125	24	110	63	186	48	64	<input checked="" type="checkbox"/>
Emerald I + II + III	4	215	225	32	170	150	280	66	96	<input checked="" type="checkbox"/>
Board Rooms I, II, III	2,5	13,5	-	8	8	-	-	-	-	<input checked="" type="checkbox"/>
Amber I	3,4	150	90	42	70	54	120	42	56	<input checked="" type="checkbox"/>
Amber II	2,4	45	30	18	20	24	48	21	16	<input checked="" type="checkbox"/>
Topaz	3,4	116	70	36	70	24	140	42	64	<input checked="" type="checkbox"/>
Diamond	3	230	225	60	170	150	333	78	152	<input checked="" type="checkbox"/>
Ruby	3,6	210	175	60	120	90	252	75	128	<input checked="" type="checkbox"/>
Jade	2,7	47	50	18	20	-	50	21	16	<input checked="" type="checkbox"/>
Noble	2,7	45	40	18	20	-	50	21	20	<input type="checkbox"/>
Summergarden	-	280	200	-	-	-	-	-	-	<input checked="" type="checkbox"/>



FUNCTION ROOMS AND THEIR CAPACITIES

FUNCTION ROOM NAME	HEIGHT (m)	AREA (m ²)	 Cocktail	 Square	 Dinner	 Classroom	 Theatre	 U-shape	 Cabaret	Daylight
Bar The Tailor (inside)	4	155	125	-	-	-	-	-	-	<input checked="" type="checkbox"/>
Bar The Tailor (terrace)	-	104	50	-	-	-	-	-	-	<input checked="" type="checkbox"/>
The White Room	4,5	155	upon request	upon request	upon request	upon request	upon request	upon request	upon request	<input checked="" type="checkbox"/>
Royal Suite	2,8	120	60	8/16	-	-	-	-	-	<input checked="" type="checkbox"/>
Presential Suite	-	96	30	8	-	-	-	-	-	<input checked="" type="checkbox"/>